

Tagore Dental College
Kelampakkam Main Road, Rathinamangalm,
Assessment Year 2018-2019
Balance Sheet as on 31.03.2018

Particulars	Sch. No.	Amount
<u>SOURCES OF FUNDS</u>		
Inter Units Balances	1	264,676,269
Loans & Advances	2	12,594,495
Total		277,270,764
<u>APPLICATION OF FUNDS</u>		
Fixed Assets	3	262,804,886
<u>Current Assets</u>		
Sundry Debtors	3	26,225,808
Advances & Other deposits	4	9,118,613
Cash & Bank Balances	5	1,060,953
	(A)	36,405,374
<u>Current Liabilities & Provisions</u>		
Sundry Creditors	6	15,590,798
Other Current Liabilities	7	6,348,698
	(B)	21,939,496
Net Current Assets	(A-B)	14,465,878
Total		277,270,764

This statement is prepared as per information
and explanation given to us

For Tagore Educational Trust


Chairperson

Place: Chennai

Date:

For NC Rajagopal & Co


Firm Regn No.003398S




Sumithra Ravichandran

(Partner)

Membership no. 204068

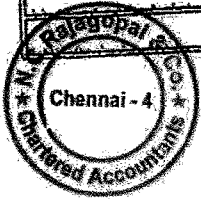

DR. CHITRAA R. CHANDRAN
PRINCIPAL
TAGORE DENTAL COLLEGE & HOSPITAL
RATHINAMANGALAM, VANDALUR POST
MELAKOTTAYUR, CHENNAI-600 127.


FINANCE OFFICER
TAGORE DENTAL COLLEGE AND HOSPITAL
RATHINAMANGALAM, VANDALUR (PO)
CHENNAI-600 127.

Tagore Dental College
Kelampakkam Main Road, Rathinamangalam.
Assessment Year 2018-2019

Income & Expenditure for the Year ended 31-03-2018

Particulars	Sch. No.	As on 31.03.2016 (Rs.)
Income		
Fees & Other Income	8	14,68,03,346
		14,68,03,346
Expenditure		
Administrative & Other expenditure	9	8,81,58,944
Financial Expenditure	10	4,73,580
Employee Cost	11	4,89,60,713
Excess of Income over Expenditure		92,10,109
Total		14,68,03,346



This statement is prepared as per
information and explanation given to
us

For Tagore Educational Trust

For NC Rajagopal & Co
Firm Regn No.0033985

N.S.V.
Chairperson

Sumithra Ravichandran
Sumithra Ravichandran
(Partner)
Membership no. 204068

Place: Chennai
Date:

[Signature]
Dr. CHITRAA R. CHANDRAN
PRINCIPAL
TAGORE DENTAL COLLEGE & HOSPITAL
RATHINAMANGALAM VANDALUR POST
CHENNAI-600 127

[Signature]
FINANCE OFFICER
TAGORE DENTAL COLLEGE
RATHINAMANGALAM, VANDALUR
CHENNAI-600 127.

Tagore Dental College
Kelampakkam Main Road, Rathinamangalm,,
Assessment Year 2018-2019

Income & Expenditure for the Year ended 31-03-2018

Particulars	Sch. No.	Amount
<u>Income</u>		
Fees & Other Income	8	146,803,346
		146,803,346
<u>Expenditure</u>		
Administrative & Other expenditure	9	88,158,944
Financial Expenditure	10	473,580
Employee Cost	11	48,960,713
Excess of Income over Expenditure		9,210,109
Total		146,803,346

This statement is prepared as per
information and explanation given to us

For Tagore Educational Trust


Chairperson

Place: Chennai

Date:

For NC Rajagopal & Co

Firm Regn No.003398S



Sumithra Ravichandran

(Partner)

Membership no. 204068


Tagore Dental College
Kelampakkam Main Road, Rathinamangalm.,
Assessment Year 2018-2019

Schedules forming part of Balance Sheet for the year ended 31.03.2018


Particulars	Amount	Amount
Schedule : 1		
Inter Unit Balances		
Tagore Educational trust	188,001,051	
Add: Excess of Income Over Expenditure	9,210,109	197,211,160
Tagore College of Nursing (A/C:21-757)		2,000,000
Tagore Engineering College		149,856,585
Tagore Medical College		(84,391,476)
Total		264,676,269
Schedule 2: Loans And Advances		
From Bank And Financial Institutions		
From Others		
Jerusalem College of engineering		7,424,981
Kotak Mahindra Bank Ltd.,		4,704,003
PNB Mahindra Car Loan		465,511
Schedule : 4		
Advances & Deposits		
Advance for Satellite Clinic		25,000
Advance to Asirvatham		(1,000)
Advance to Mr.Arshath Khan		18,000
Advance to Mr. J.Prakash-Marker		5,000
Advance to Mr.Kumar Accounts		5,000
ADVANCE TO MR.LAVI(WARDEN)		4,000
Advance to MR.Mosesjaykaer		19,000
ADVANCE TO MR.PRAKASH-Marker		14,000
Advance to Mr.Rajamanikam(Cook Master)		5,000
Advance to Mr. Sasidaran(Transport)		(87,611)
Advance to Murali-Chair Tech.,		(31,500)
ADVANCE TO RAVI MASTER		3,000
Advance to Velu -Maistry		70,375
Advance to Vijay Kumar		71,349
Land Advance		3,500,000
Advance to Mr.Surendhar Raja (Marker)		(1,000)
Caution Deposit for Nursing Council of India		2,000,000
FDR With MGR Medical University No:		1,000,000
Fixed Deposi A/C No:		2,500,000
Total		9,118,613

Particulars	Amount	Amount
Schedule : 5		
Sundry Debtors		
Fees Receivable		26,225,808
		26,225,808
Schedule : 5		
Cash & Bank Balances		
Cash On Hand		60,317
Canara Bank New A/c.		-
Indian Bank - CA - 502009300		114,191
PNB (OP)-9805002100000766		69,880
PNB (Pharmacy)-9805002100000775		81,710
Punjab National Bank CA-21-11734		262
Punjab National Bank CA-21-12283		52,074
Punjab National Bank CA-21-8895		191,737
Punjab National Bank CA-9805002100000025		221,190
Punjab National Bank (Trans)CA:9805002100000492		57,055
South Indian Bank A/c		207,537
Total		1,060,953
Schedule : 6		
Sundry Creditors		
AJEY & SONS OILS(MADRAS)PVT.LTD.		143,500
ALAYAM AUTOMOBILES		56,406
A.L.CLUTCH WORKS		4,400
AMUDHA ENTERPRISES		10,780
Analytical & Medical Technologies		354,483
ANNALAKSHMI RICE MANDI		78,375
Apcon Technology		53,906
Apt Dental Distributors		17,641
ASHWINI TURNING WORKS		650
Associated Trading Company		5,478
AVANTTEC LABORATORIES (P) LTD		1,203
Bajaj Allianz General Insurance Co Ltd		644,192
Balaji Painters		100,000
BASE Dental World		401,932
BLUEDENT INDIA		177,894
BPO Trac		34,390
B.S.TURNING WORKS		12,700
Canon India P Ltd		2,810
COMMNET SYSTEMS AND SOLUTIONS		106,200
Confident Dental Equipments Pvt Ltd		448,298
DENTAFFAIRS		44,082
Desire Dreamworks Interiors		1
Dhanam Chicken Centre		7,520
Dishnet Wireless Limited		297,641

Particulars	Amount	Amount
EL-SHADDAI DENTAL & SURGICALS		693,882
ESTHETIC DENTAL CREATIONS		14,728
Extention Fee		133,984
Extention Fees		62,600
GARDENS FRESH		205,635
GJ Multiclave (India) P. Ltd		19,607
Hi Tech Impressions		450
Hotel SRR Grand		25,537
IDEAL CHICKEN CENTRE		131,341
Image Security Printers		2,470
INDIA GARAGE		
INFOS WATER SYSTEM		22,000
INSTA		35,400
INTEGRATED MEDICAL SOLUTIONS INDIA PVT LTD		17,320
JAI GAS AGENCY		122,343
JEPPIAAR MILK PRODUCTS PVT.LTD.		39,400
JKM BUILDERS		233,262
J.SUKUMAR		51,156
Kingsway Travels		79,356
K.K.EGG CENTRE		35,022
K.P.DIESEL PUMP SERVICES		4,917
K.R.S.COACH		26,500
LANSON MARKETING SERVICES		44,800
LEO LABORATORY PRODUCTS & SERVICES		13,570
Malar Fruit Shop		36,500
Marudamalai Battery		17,075
Mercy Printers		3,006
M.S.& SONS		1,368
NETHRA'S PHARMACEUTICALS		27,150
NEW RESHMA SPRING WORKS		20,600
NEW STAR TAILORS		18,660
NITESH AGENCY(MODERN BREAD)		1,120
NITESH ELECTRICALS		34,026
Oasis India E Network Private Ltd		280,500
Om Sakthi Saw Mill		200,000
PATROL SECURITY SYSTEMS		34,260
Pavithra Electricals		3,720
P.DURGADEVI (SPRAY PAINTING WORK)		98,000
PHARMA UNLIMITED		2,233
P.V & CO		23,873
RCIL		1
REEGANZ DENTAL CARE PVT.LTD.		1,800
Richy's Dental World		400
R.J.TIMBER & PLYWOODS		984
SAFEMED DEVICES		3,540
SAIBABA BUSINESS SOLUTIONS PVT LTD		3,540
Sai Computer & Accessories		6,500
Sanma Medineers Vision Pvt Ltd		210,000
SARO BIOMED		387,450
SD JAIN PHARMACEUTICALS PVT LTD		6,064
SELVARANI SWEETS & BAKERY		124,160
SENTHIL MURUGAN		18,470
Senthil Murugan Wood Works		1,993
SHREE BALAJI TRADERS		260,346
Sirag Surgical Enterprises A/c		57,400
SIVA SURESH TRADERS		365,520
S.K.ENTERPRISES		69,787
SORNAM GRAPIKS		160,273
SOUTH INDIA BOOK AGENCY PVT LTD		1,616,836
SOUTH INDIA RADIATOR SERVICE		4,000
S.PARTHIBAN TINKAR AND WELDING WORKS		425
SP HOMES		3,170,720
S.R.DENTAL		2,800




Particulars	Amount	Amount
SREE GURU CAR A/C SERVICES		6,600
SREE JAYADURGA AGENCIES		3,826,216
SRI ANNAI AUTO PARTS		7,300
SRI BALAJI TRADERS		391,254
Sri Durga Facility Management		129,527
SRI MURUGAN CONSUMABLES		213,673
SRI MURUGAN RICE MANDY		25,200
SRI RAGAVENDRA TURNING WORKS		2,600
SRI RAM TYRES		500
SRI SAI DENTAL LAB		40,400
SRITHIK TINKAR WORKS		150
SRI VELRAJA GEAR BOX WORKS		2,800
SRI VIGNESH ELECTRICALS		25,000
S&S BLUISH TECH		5,152
S. S. Enterprises Electricals		12,497
STAR GLASS WORKS		3,300
SUBAM STUDIO		4,702
SYNERGY SCIENTIFIC SERVICES		5,605
TEDI (INDIA) PVT LTD SG		17,000
TELEMEDIA SERVICES		41,687
TFC SOLUTIONS		72,000
The Mount Manor		11,852
Tina Foods		102,420
Venus Electricals		1,120
YASH TECHNOLOGIES		35,765
Total		15,590,798
Schedule : 7		
Other Current Liabilities		
EPF Payable		144,113
Exam Fees Payable		
Salary Payable		6,156,808
Tds Payable		47,777
Total		6,348,698



Tagore Dental College
Kelampakkam Main Road, Rathinamangalm,,
Assessment Year 2018-2019


Schedules forming part of Income & Expenditure 31.03.2018

Particulars	Amount
Schedule : 8	
Fees & Other Income	
Basic Implantology Course	216,000
Discount Received	140,000
Examination Remuneration	514
Hostel Fee	17,032,400
OP CARD RECEIPT	107,180
Op Income Community Dentistry	20,580
Op Income Conservative Den Dr.Balagopal	722,668
OP INCOME MAMBAKKAM	13,150
Op Income Oral Maxillo Fascial Surgery Dr.Jimson	383,555
Op Income Oral Medi Radiology Dr.Ashokan	289,547
OP INCOME ORAL PATHOLOGY	6,201
Op Income ORthodontics Dr. K.Balaji	664,350
Op Income Pedodontics Dr.Aruna	151,264
Op Income Periodontics Dr.Chitra Chandran	187,638
Op Income Prosthodontics Dr.Venkatakishnan	1,170,710
OP INCOME SATHANANTHAPURAM	44,250
Other Fees	1,521,522
Pharmacy Income	332,198
Sundry Creditors Written Off	60,000
Transport Fee	5,942,700
Tuition Fee	70,082,200
Alumini Association for Students	99,000
CDE Registration Fee	65,800
Dental Books & Instruments Fee	44,420,000
Library Fine	2,486
LIBRARY XEROX	39,785
National Insurance Clime	1,974,800
Registration Charges	90,800
Registration Fee	798,140
Registration Fee Itabscon D)	135,901
Sponsorship Funds	39,007
Miscellaneous Income	49,000
Total	146,803,346



Particulars	Amount
Schedule : 9	
Administrative & Other Expenditure	
Alumini Association Charges	65,000
Application & Registration Exp	2,802,828
Books & Periodicals	4,923
Building Repairs & Maintenance	4,569,424
Computer Consumables	1,620,841
Computer Repairs Maintenance	1,800
Consultancy Charges	73,400
Cultural Expenses	67,795
Electrical Maintenance	1,823,577
Electricity Charges	312,049
Examination Expenses	527,158
Ex - Gratia	395,800
General Expenses	1,461,228
General Maintenance	454,766
Hospital & Maintenance	3,916,936
Inspection Expenses	609,400
Insurance Premium	263,808
Interns Hostel Mess Charges	17,183,473
E-Journals & Periodicals	200,000
Lab Consumables	12,774,815
Lab Maintenance	100,125
Labour Charges	124,112
Medicines - Pharmacy	244,520
Miscellaneous Expenses	64,380
Office Maintenance	87,550
Petrol & Diesel	35,100
Pooja Expenses	252,606
Postage & Courier	29,815
Printing & Stationery	3,440,108
Rates & Taxes	15,100
Repairs and Maintenance	241,479
Research & Development	1,668,545
Library Journals	1,670,017
Sports & Games Expenses	23,850
Telephone, Fax, Internet Expenses	798,059
Transport Charges	331,966
Travelling & Conveyance	982,741
Vehicle Maintenance	20,244,064
Bio Medical Waste treatment - Pollution	240,000
Building Assets Fire & Burglary Policy	735,872
CABLE TV	3,600
Camp Expenses & Allowenses	56,708
library books	1,278,624
Oil & Gas	62,393
Patient Development Exp	1,533,770
Printing & Stationary (Canon Reading Charges)	31,569
Satellite Clinic (Keela Kottayur)	60,000
SATELLITE CLINIC RENT (SATHANANTHAPURAM)	36,000
Stipend (CRRI)	384,000
Sundry Debtos Written Off	4,253,250
Tabson D Expenses	-
Total	88,158,944


Particulars	Amount
Schedule : 10	
Financial Expenditure	
Bank Charges	170,343
Interest Paid on Vehicle Loan	303,237
Total	473,580
Schedule: 11	
Employee Cost	
Remuneration	192,500
EPF MGT Contribution	961,373
Salary	47,010,871
Staff Welfare	795,969
Total	48,960,713



Tagore Dental College
Kelampakkam Main Road, Rathinamangalam
Assessment Year 2018-2019

Schedule 2: Fixed asset statement

Particulars	Balance as on 1.04.2017	Additions	Deletions	Balance As on 31.03.2018
Block - I Building	139,362,837	24,960,000		164,322,837
Block - II Furniture & Fixtures Furniture & Fixtures (Hostel)	13,925,941 1,148,016	1,205,354		15,131,295 1,148,016
Block - III Air Conditioner Ambulance Audio Systems CC TV Camera & Video Recorder Dental Equipment & Instruments A/c Dental & Surgical Instruments Electrical Fittings Electrical Items & Fittings Equipments Fabrication Work Fax Machine Fire extinguishers Godrej Locker Handy Cam Honda Generator - Mobile Van Lab Materials LCD Projector	1,730,712 1,698,400 414,687 532,757 24,135,616 217,508 2,008,953 2,108,182 7,693,847 14,185 12,760 60,000 97,000 49,100 49,000 707,449 1,326,222	272,965		2,003,677 1,698,400 414,687 532,757 24,135,616 217,508 2,008,953 2,108,182 12,546,129 14,185 12,760 60,000 97,000 49,100 49,000 1,223,339 1,326,222



Library Books	14,331,677	696,723	15,028,400
Loose Tools	5,659		5,659
Mahindra Car		813,096	813,096
Ontological Material	29,970		29,970
Panasonic Digital IPPBX System	130,385		130,385
Plumbing Work	378,914		378,914
Printer	102,515		102,515
Refrigerator, Washing Machine, R.O. Plant Purifier	180,801		180,801
Surgical Goods	520,727		520,727
Swaraj Mazda	68,584		68,584
Telephone (Inter Com)	1,084,000		1,084,000
Ups	315,877		315,877
Water Bath	306,475		306,475
Water Cooler	39,757		39,757
Xerox Machine - Canon UFR II	174,074		174,074
X-Ray Accessories	535,600		535,600
X-Ray Machine	16,000		16,000
	679,778		679,778
Block - IV			
Computer	4,705,314	601,650	5,306,964
Computer Software	2,873,187	287,979	3,161,166
Library Software	53,063	80,240	133,303
Salary Software - 9	36,261		36,261
Innova crysta	68,636		68,636
Lift	2,635,774	1,447,507	2,635,774
Maruthi Omni	295,000		295,000
TATA Ace	210,000		210,000
Total	227,071,200	35,733,686	262,804,886
Note:			
Depreciation on Fixed assets has not been provided as the same is not allowable expenses under section 11 of the Income Tax Act,1961.			

